

GTD RC65DR DRILL RIG

The RC65DR builds on the trusted performance of our GT SERIES, offering unparalleled efficiency and safety in Exploration drilling. With the innovative double-headed design, the RC65DR ensures borehole stability even in the most challenging formations and able to reach depths beyond 2,600 feet (800 m).

The RC65DR comes complete with our unique rod rack and loading system, the most robust, reliable, and safest rod handling system on the market, ensuring maximum safety and efficiency in all drilling operations.

**EURO
DRILL**

Metzke

**FIELD-PROVEN
UPTIME AND
PERFORMANCE,
BACKED BY
CUSTOMER
RESULTS**

**65,000 LBS
PULL - BACK**

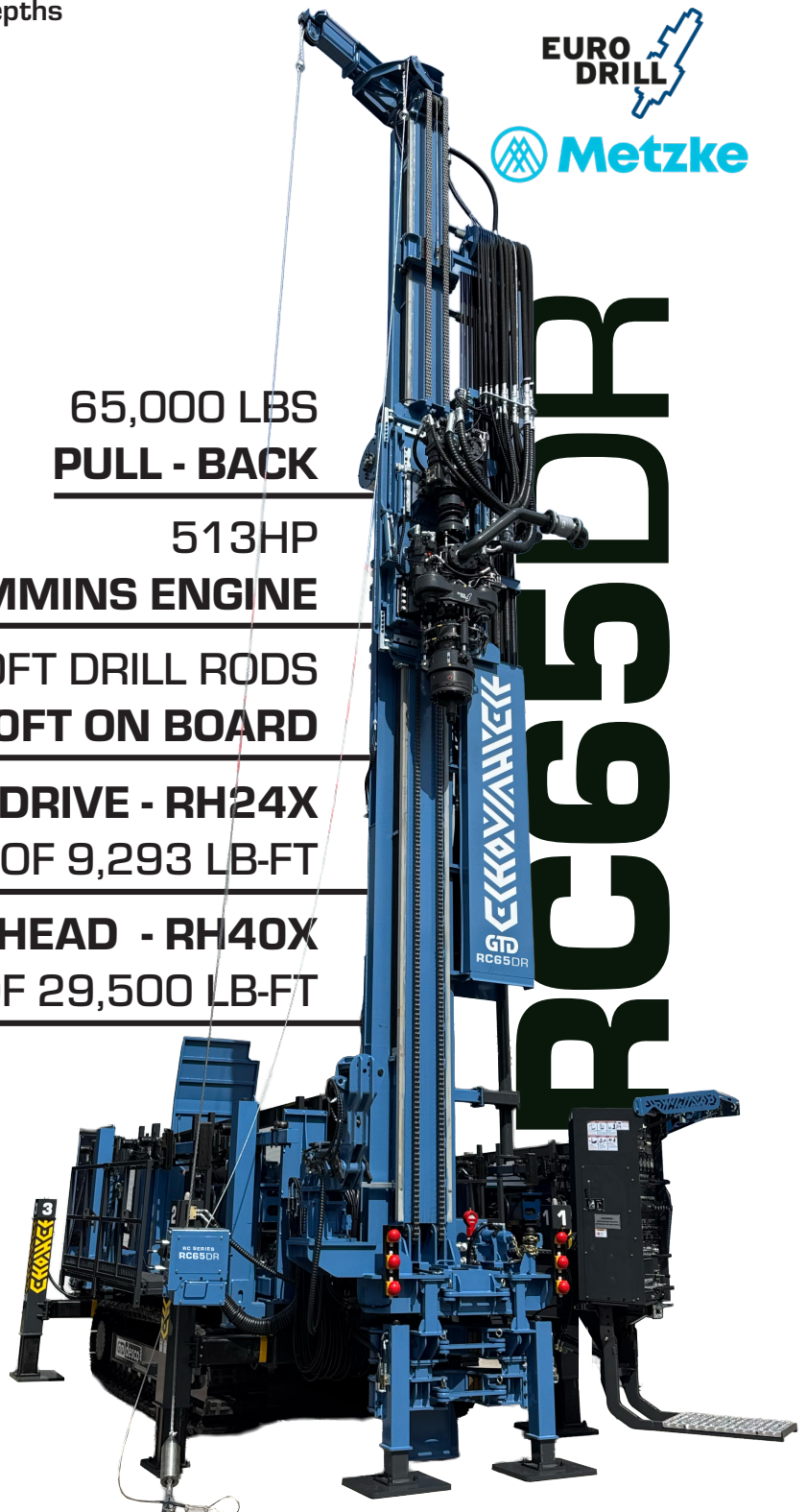
**513HP
CUMMINS ENGINE**

**20FT DRILL RODS
600FT ON BOARD**

**EURODRILL TOP DRIVE - RH24X
TORQUE OF 9,293 LB-FT**

**EURODRILL CASING HEAD - RH40X
TORQUE OF 29,500 LB-FT**

**DRILL
DEEPER AND
FASTER WITH
MINIMAL
COMPROMISE**



DIMENSIONS & WEIGHT

- ▶ Length 41' (12.5m)
- ▶ Width 8' 2" (2.5m)
- ▶ Height 10' 3" (3.2m)
- ▶ Weight 66,000 lbs - 77,000 lbs
(30,000 kg - 35,000 kg)
Actual weight will vary depending on the options selected and installed, e.g. Rods...

DERRICK & FEED SYSTEM

- ▶ 55,000 lbs - 66,000 lbs (25,000 kg - 30,000kg) pull-back
- ▶ 26,455 lbs (12,000 kg) push-down
- ▶ 24' 6" (7.5 m) top head stroke

DRILL PIPE & CASING

- ▶ 4½" (114.3 mm) × 20' (6 m)
30 rod capacity - 600' (180 m)
(OTHER SIZES AVAILABLE)
- ▶ Max diameter 12½" (320 mm)
Casing head up to 8" (219MM)

ROTARY HEAD - RH24X



- ▶ EA61V head motors
- ▶ Swivel with 5" thru-hole
- ▶ 220rpm at 3,319 lb-ft (4.5 kNm)
- ▶ 77rpm at 9,293 lb-ft (12.6 kNm)
- ▶ Floating spindle (shock absorber)

CASING HEAD - RH40X



- ▶ Rotation: 180 rpm
- ▶ Torque 29,500 lb-ft (40 kNm)
- ▶ Dual Head Tip Out System
- ▶ Head 30° Angled Tip Out System
- ▶ Diverter: 4" (102 mm) with
Hydraulic adjustable compression
- ▶ Chuck: 4½" (114.3 mm), 8" (219MM)

RC COMPONENTS - Metzke

- ▶ Blast Box
- ▶ Blowdown Valves
- ▶ Swivel
- ▶ Sampling Splitter

ENGINE

- ▶ Cummins X12 Tier 4 (Stage 5)
513 hp (377 kW)

CRAWLER (TRACK) BASE

- ▶ Doosan Solar 130
- ▶ Steel with rubber pads
- ▶ Wireless remote travel

GTD STANDARD FEATURES

- ▶ Sideshift - Sliding Drill Head
- ▶ Swivel & Floating Spindle Sub
- ▶ Height Adjustable Working Table
- ▶ Triple Clamps - One rotating
- ▶ Hydraulic Centralizing Rollers
- ▶ Hydraulic Breakout Chain Wrench
- ▶ Auxiliary Hydraulic Ports and Controls
- ▶ Main Winch - 22,000 lbs (10,000 kg)
- ▶ Wire/Sandline Winch
- ▶ Water Injection Mist Pump (MP75)
- ▶ DTH Lube System
- ▶ Rod Rack & Rod Loader
- ▶ Jacks/ Outriggers
- ▶ Air Compressor: 24 cfm (673 lpm),
130 psi (9 bar)
- ▶ Tablet Computer & Engine Diagnostics
Software
- ▶ Sandline Winch Length 1,000' - 6,500'
(300 m - 2,000 m)
- ▶ Angled Drilling (45°)

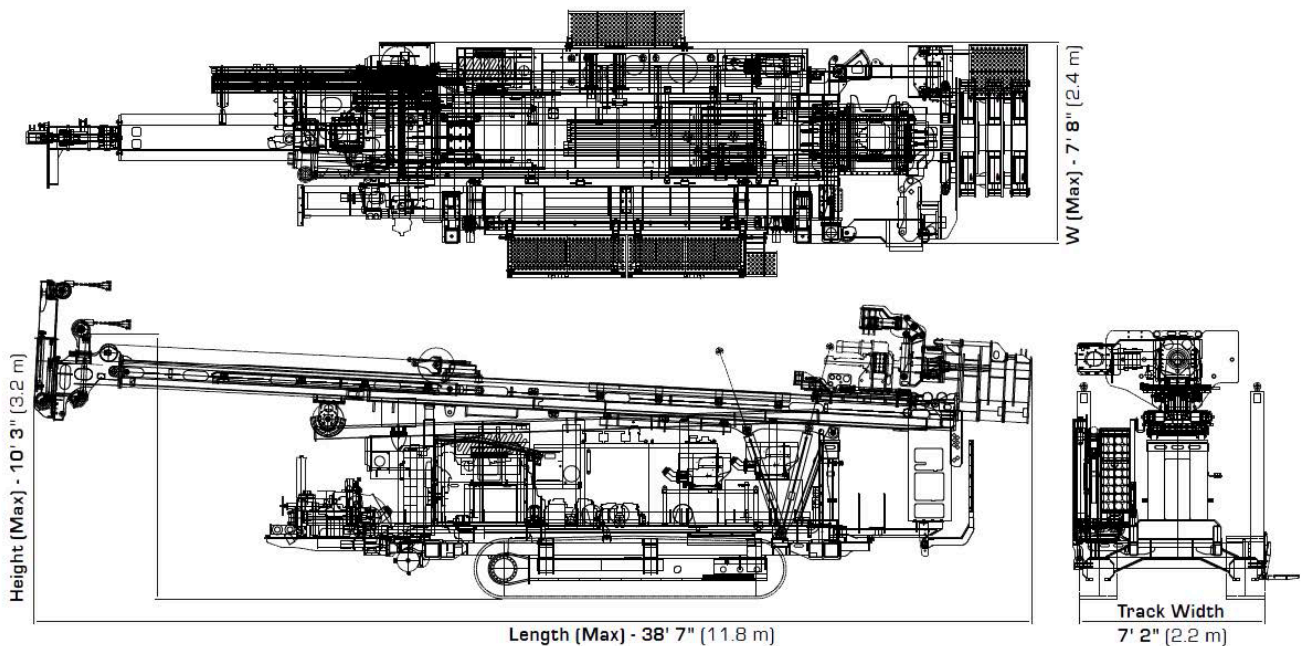
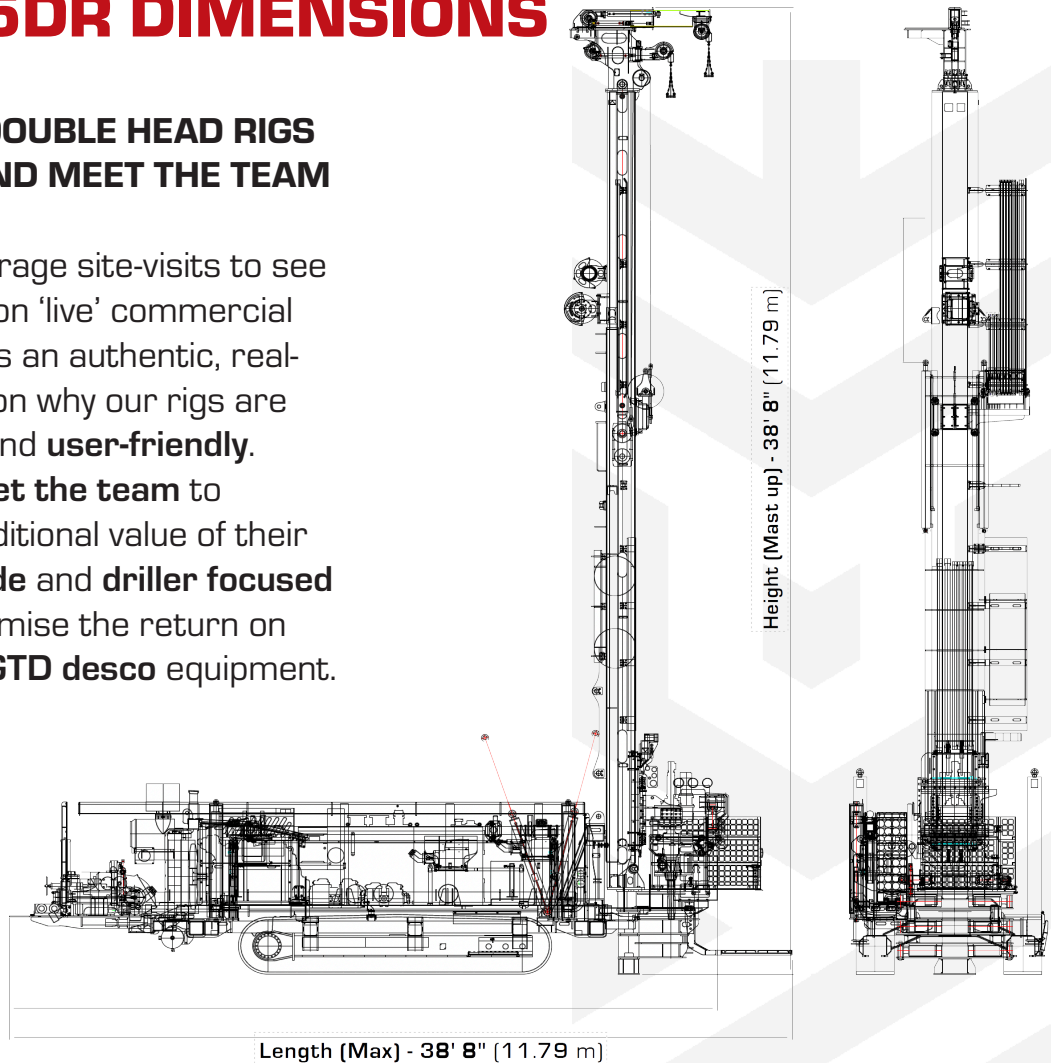
OPTIONS

- ☐ Hydraulic Sliding Rod Wrench
- ☐ Safety Cage
- ☐ Head 30° Angled Tip Out System
- ☐ Hydraulic Welder & Generator (7.5 kW)

GTD RC65DR DIMENSIONS

COME SEE OUR DOUBLE HEAD RIGS RIG IN ACTION AND MEET THE TEAM

We strongly encourage site-visits to see our rigs operating on 'live' commercial projects. This offers an authentic, real-world perspective on why our rigs are **productive, safe, and user-friendly**. Also you get to **meet the team** to understand the additional value of their **experience, attitude and driller focused knowledge** to maximise the return on any investment in **GTD desco** equipment.



NOTE: THE MEASUREMENTS ABOVE ARE THE BASE DIMENSIONS WHICH MAY BE SUBJECT TO VARIATION DEPENDENT ON FINAL DESIGN SPECIFICATIONS. SPECIFICATIONS SHOWN ARE ONLY INDICATIVE AND SUBJECTED TO CHANGE WITHOUT PRIOR NOTICE

GTD RC65DR CORE FEATURES

INDEPENDANT MAIN WINCH &
WIRE / SANDLINE WINCH.
ROTATING 90° AND EXTENDS

ANGLED DRILLING

**EURO
DRILL** DUAL ROTARY
(RH24X + RH40X)

SLIDING HEAD AND ADJUSTABLE
HIGH / LOW ROTATION & TORQUE



SKID
MOUNTED SAMPLING
 **Metzke**

4x HYDRAULIC LEGS
TO LIFT AND LEVEL

SPINDLE MOUNTED
DISCHARGE



TRIPLE CLAMPS, 1 ROTATING
& 2 FIXED (12½" [320MM] OPENING)

REMOTE CONTROLLED

HYDRAULIC CENTRALIZING
ROLLERS, SLIDING ROD
WRENCH & CHAIN WRENCH

HEIGHT ADJUSTABLE WORKING TABLE,
CAN BE USED AS A CASING EXTRACTOR

GTDData MONITORING SYSTEM

TURN YOUR DRILL SITE INTO A SMART, CONNECTED SYSTEM WITH GTD.

With **real-time data** and **remote access**, you can keep your team **informed** and in control — **reducing risk**, **boosting performance**, and **cutting downtime**.

WIRELESS SYNC

Wireless sync keeps your **rig**, **ancillary equipment**, and **data logger** in constant communication.

Stay ahead with **alerts** that predict maintenance and **catch anomalies early**.

LIVE DATA

Live data puts speed, torque, and fluid control at your fingertips.

Cloud dashboards keep your data within reach, wherever you are.

HOW IT LOOKS



(Live data read-outs positioned right above main drillers controls)

MONITORED PARAMETERS: WHAT YOU CAN SEE

PARAMETER	PURPOSE / INSIGHT
RATE OF PENETRATION (ROP)	Tracks drilling progress: alerted drop identifies bit wear
TORQUE	Prevents overloading; flags formation changes or stuck pipe
RPM	Optimizes bit performance and drilling efficiency
AIR FLOW (CFM)	Ensures consistent drilling parameters
AIR PRESSURE (PSI)	Monitors true air pressure and performance
HYDRAULIC OIL TEMPERATURE	Prevents overheating; aligns with GTD's upgraded cooling systems
FUEL CONSUMPTION	Tracks rig efficiency vs. torque/RPM output
WEIGHT ON BIT (WOB)	Refines ROP control; critical for bit and formation optimization
DEPTH & DRILL TIME	Tracks progress; enables per-foot cost/performance KPIs
SYSTEMS DIAGNOSTIC LOG	Includes sensor health, alerts, and error messages

GTD SUPPORT

FULL LIFECYCLE SUPPORT

GTD'S COMMITMENT TO UPTIME DOESN'T END AT DELIVERY — IT BEGINS.

A well maintained GTD rig delivers strong ROI, safer operations, and longer service intervals, ensuring expert support is always within reach, wherever your operation is based.

KEY SUPPORT FEATURES

- ▶ **Rapid spare parts replenishment** across the **USA, Canada, and the Rest of the World.**
- ▶ **Remote diagnostics and alert configuration** through GTD's **integrated data system.**
- ▶ Multiple **service hubs and parts stores** in **New Hampshire (USA)** and **Ontario (Canada)** **Tonbridge (UK).**
- ▶ **Onsite commissioning, training, and inspections** by **GTD North American and Global Service Teams.**
- ▶ **Comprehensive service kit** covering the first **2,000+ operating hours.**
- ▶ **Fully bespoke support and service packages** and be created to **suit your business needs.**



GTD LOCATIONS

GTD'S GLOBAL SUPPORT HUB NETWORK MEANS WE CAN DELIVER, WHEREVER, WHENEVER...

Multiple strategically located facilities around the world enabling us to respond quickly, mobilise efficiently, and provide seamless support tailored to our customers' needs across regions, time zones, and operational demands.

GTD USA

75A BIRCH RD,
SWANZEY,
NH, 03446,
USA

GTD CANADA

57 INGRAM DR,
NORTH YORK,
ON, M6M 2L6,
CANADA

GTD UK - HQ

QUEEN ST,
PADDOCK WOOD,
TONBRIDGE,
TN12 6PJ
UNITED KINGDOM

GTD SOUTH KOREA

NAM-MYEON,
JEOLLANAM-DO,
SOUTH KOREA

GTD TC48

The TC48 Tracked Carrier serves as a **multifunctional tool**, offering the flexibility to **transport (and power)** a diverse range of equipment and tooling efficiently.

It can be fitted with **Rod Rack and loading system** for when you are drilling beyond the onboard capacity of the rigs. It can also be equipped with a **Hiab hydraulic loader crane with a casing grab**, along with a **compressor, booster, fuel tank**, and other auxiliary equipment.

Furthermore, it acts as a **hydraulic power pack** that can **power auxiliary equipment**.

Fitted with the large **Cummins 200HP+ Powerplant** and larger **Doosan Solar 130 tracks** (same as on the 45/60 series drill rigs)



OPTIONS

- ☐ Rod Rack System
- ☐ Hiab Hydraulic Loader Crane with Casing Grab



GTD TRACKED COMPRESSOR



FEATURES

- ▶ 1350CFM 507.5 PSI Air Compressors
- ▶ Equipped With **High Efficiency Two Stage Air-End**
- ▶ Powered By **Cummins X15 (675HP) Stage V Engine**

OPTIONS

- ☐ Booster
- ☐ Bulk Fuel Tank

GTD SUPPORT

GTD GLOBAL SUPPORT TEAMS

GTD DOESN'T JUST SELL RIGS — WE SUPPORT YOUR FLEET FOR LIFE.

Our North American field teams and global engineering group ensure your rigs stay productive, safe, and efficient year after year.

NORTH AMERICAN FIELD TEAM



JEFF CALOW
NORTH AMERICAN VP OF OPERATIONS
JEFF@GTD-DESCO.COM
+1 (437) 440-1531



JOSH BELL
NORTH AMERICAN COMMISSIONING SUPPORT
JOSH@GTD-DESCO.COM
+1 (705) 783-0200



DANNY FAUBERT
NORTH AMERICAN TECHNICAL MANAGER
DANNY@GTD-DESCO.COM
+1 (514) 444-2069



ETHAN DELANEY
U.S. SERVICE DIRECTOR
ETHAN@GTD-DESCO.COM
+1 (802) 236-5401



HAYDEN PROULX
STORE / PARTS MANAGER
SERVICE@GTD-DESCO.COM
+1 (603) 499-2871

GLOBAL ENGINEERING SUPPORT



ALEX BOSCH
CHIEF TECHNICAL OFFICER
ALEX@GTD-DESCO.COM
+44 7974 560286



SIHWAN SON
CHIEF MECHANICAL ENGINEER



RYAN WILKINSON
COMMISSIONING & TRAINING SPECIALIST
+44 7984 199374



NICHOLAS BOSCH
CHIEF EXECUTIVE OFFICER
NICK@GTD-DESCO.COM
+44 7875 385888



LISA BOSCH
CHIEF FINANCIAL OFFICER
LISA@GTD-DESCO.COM
+44 7814 426459

GET IN TOUCH NOW TO DISCUSS HOW WE CAN IMPROVE THE EFFICIENCY AND SAFETY OF YOUR DRILLING OPERATION...

For more information, contact us on **INFO@GTD-DESCO.COM**



RC65DR SPEC SHEET

WWW.GTD-DESCO.COM