

GTD GT45

GEOTHERMAL & WATER WELL DRILL RIG



GTD GT45 DRILL RIG

The **GT series** of drill rigs are known for their **high productivity** and **reliability** in geothermal drilling, with **proven performance** in both domestic and commercial applications around the world. These rigs are the **number one choice** for **leading industry professionals**, thanks to their **versatility** and ability to handle a variety of drilling conditions with **precision** and **efficiency**.

The **GT45** model is able to reach **depths beyond 2,300 feet (700 meters)** using **mud, air, and hammer** drilling methods. It is equipped with our unique **rod rack and loading system**, which is the most **robust, reliable, and safest rod handling system** on the market, ensuring **maximum safety** and **efficiency** in all drilling operations.

DIMENSIONS & WEIGHT

- ▶ Length 38' 7" (11.8m)
- ▶ Width 7' 11" (2.41 m)
- ▶ Height 10' 5" (3.2m)
- ▶ Weight 44,000 lbs - 55,000 lbs
(20,000 kg - 25,000 kg)
Actual weight will vary depending on the options selected and installed, e.g. Rods...

DERRICK & FEED SYSTEM

- ▶ 46,300 lbs (21,000 kg) pull-back
- ▶ 17,640 lbs (8,000 kg) push-down
- ▶ 24' 7" (7.5 m) top head stroke

DRILL PIPE & CASING

- ▶ 3½" (88.9 mm) x 20' (or 6 m)
44 rod capacity - 880' (or 264 m)
- ▶ 3¾" (95 mm) x 20' (or 6 m)
36 rod capacity - 720' (or 216 m)
- ▶ Max diameter 12½" (320 mm)

ENGINE

- ▶ Doosan DL08 Tier 4 (Stage 5)
- ▶ 319 hp (283 kW)
- ▶ Typical engine speed - 1400 rpm - 1600 rpm
- ▶ Max engine speed - 1800 rpm

ROTARY DRILL HEAD

- ▶ Variable twin Eaton motor head with 2.4" (60 mm) thru-hole
- ▶ 0-135 rpm @ 6195 lb-ft (8.4 kNm)
- ▶ 0-260 rpm @ 3097 lb-ft (4.2 kNm)

CRAWLER (TRACK) BASE

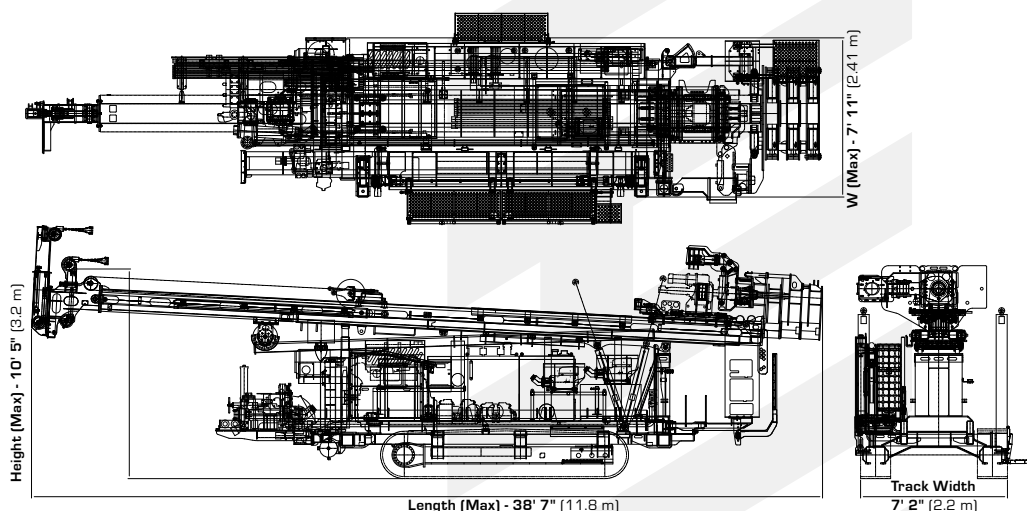
- ▶ Doosan Solar 130
- ▶ Steel with rubber pads
- ▶ Wireless remote travel

GTD STANDARD FEATURES

- ▶ Sideshift - Sliding Drill Head
- ▶ Swivel & Floating Spindle Sub
- ▶ Height Adjustable Working Table
- ▶ Double Clamps - One rotating
- ▶ Hydraulic Centralizing Rollers
- ▶ Hydraulic Breakout Chain Wrench
- ▶ Auxiliary Hydraulic Ports and Controls
- ▶ Main Winch - 11,000 lbs (5,000 kg)
- ▶ Wire/Sandline Winch
- ▶ Water Injection Mist Pump
- ▶ DTH Lube System
- ▶ Rod Rack & Rod Loader
- ▶ Hydraulic Welder & Generator (7.5 kW)
- ▶ Self Loading Jacks/ Outriggers
- ▶ Air Compressor: 24 cfm (673 lpm), 130 psi (9 bar)
- ▶ Centrifugal Pump: 4x3x13 Single-stage
- ▶ 5x6 Triplex Piston Pump:
317 gpm @ 580 psi (1200 lpm @ 40 bar)
- ▶ Tablet Computer & Engine Diagnostics Software

OPTIONS

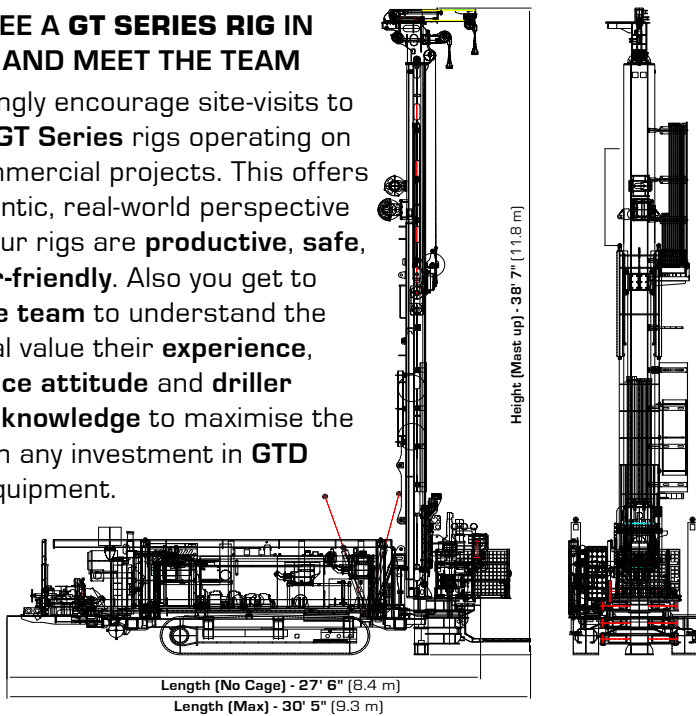
- | | |
|---|--|
| <input type="checkbox"/> Hydraulic Sliding Rod Wrench | <input type="checkbox"/> Angled Drilling |
| <input type="checkbox"/> Triple Clamps | <input type="checkbox"/> Safety Cage |



GTD GT45 DRILL RIG

COME SEE A GT SERIES RIG IN ACTION AND MEET THE TEAM

We strongly encourage site-visits to see our **GT Series** rigs operating on 'live' commercial projects. This offers an authentic, real-world perspective on why our rigs are **productive, safe,** and **user-friendly**. Also you get to **meet the team** to understand the additional value their **experience, abundance attitude** and **driller focused knowledge** to maximise the return on any investment in **GTD desco** equipment.



SCAN TO WATCH



CUSTOMER INSIGHT

PRESIDENT OF PANTERRA ENERGY, SHARES INSIGHTS ON GTD DESCO'S UNIQUE SERVICE

**DON'T BASE YOUR
DECISION ON SPECS
ALONE, COME & SEE
THE RIG IN ACTION...**



**GTD DESCO THE NO.1 CHOICE FOR
GEOTHERMAL INDUSTRY LEADERS**

GTD GT45 DRILL RIG


ROD LOADER



ROD RACK SYSTEM



OPERATED BY THE LEAD DRILLER, SECOND MAN OR BOTH ON DUAL CONTROLS



HEIGHT ADJUSTABLE WORKING TABLE



CAN BE USED AS A CASING EXTRACTOR



SLIDING HEAD



ADJUSTABLE HIGH / LOW ROTATION & TORQUE



**TRIPLE CLAMPS
1 ROTATING & 2 FIXED
12½" (320 mm) OPENING**



**HYDRAULIC
CENTRALIZING
ROLLERS**



**HYDRAULIC
CHAIN WRENCH**



**HYDRAULIC SLIDING
ROD WRENCH**



**STEEL TRACKS
WITH RUBBER PADS**



**REMOTE
CONTROL**



SELF LOADING



ANGLED DRILLING



**4 x HYDRAULIC LEGS
TO LIFT & LEVEL THE RIG**



GTD GT45 DRILL RIG

COMPRESSOR



USEFUL FOR PNEUMATIC TOOLS,
PRIMING CENTRIFUGAL PUMPS,
CLEARING HOSES/PUMPS, ETC.
(PREVENTS COLD WEATHER OVER NIGHT FREEZING)

**ROTATING 90°
AND EXTENDS**



**INDEPENDENT
MAIN WINCH &
WIRE/SANDLINE
WINCH**

AUXILIARY HYDRAULICS



USEFUL FOR POWERING
SAND GUZZLERS, GROUTERS,
LOOP REELERS ETC.

**WELDER &
GENERATOR**



SAFETY CAGE
(OPTIONS AVAILABLE)



**TABLET COMPUTER & ENGINE
DIAGNOSTICS SOFTWARE**



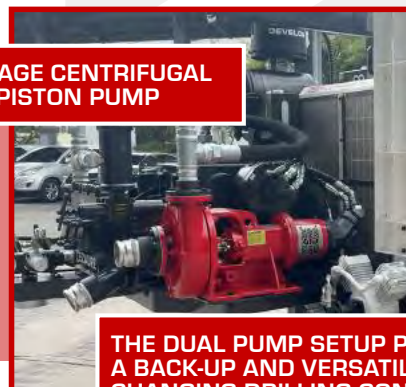
**TRIPLEX MIST PUMP
FOR AIR DRILLING**



**CONFIGURED FOR
DUAL MUD PUMPS**



**4X3X13 SINGLE-STAGE CENTRIFUGAL
& HIGH PRESSURE PISTON PUMP**



THE DUAL PUMP SETUP PROVIDES
A BACK-UP AND VERSATILITY IN
CHANGING DRILLING CONDITIONS