

GTD GT60DD

GEOTHERMAL & WATER WELL DRILL RIG



IN COLLABORATION WITH

**EURO
DRILL**



GTD desco

GTD GT60 DD DRILL RIG



The **GT60 DD** builds on the trusted performance of our **GT** series, offering unparalleled efficiency in **Geothermal** drilling. With the innovative **double-headed** design, the **GT60 DD** ensures **borehole stability** even in the most **challenging** formations.

Able to reach **depths beyond 2,600 feet (800 m)** using **mud, air, and hammer** drilling methods, the **GT60 DD** comes complete with our unique **rod rack and loading system**, the most **robust, reliable, and safest rod handling system** on the market, ensuring maximum safety and efficiency in all drilling operations.

DIMENSIONS & WEIGHT

- ▶ Length 41' (12.5 m)
- ▶ Width 8' 2" (2.5 m)
- ▶ Height 10' 3" (3.2 m)
- ▶ Weight 66,000 lbs - 77,000 lbs
(30,000 kg - 35,000 kg)
Actual weight will vary depending on the options selected and installed, e.g. Rods...

DERRICK & FEED SYSTEM

- ▶ 55,000 - 66,000 lbs (25,000 - 30,000 kg) pull-back
- ▶ 26,455 lbs (12,000 kg) push-down
- ▶ 24' 6" (7.5 m) top head stroke

DRILL PIPE & CASING

- ▶ 3 1/2" (88.9 mm) x 20' (or 6 m)
48 rod capacity - 960' (or 288 m)
- ▶ 3 3/4" (95 mm) x 20' (or 6 m)
44 rod capacity - 880' (or 264 m)
- ▶ 4" (101.6 mm) x 20' (or 6 m)
30 rod capacity - 600' (180 m)
- ▶ Max diameter 12 1/2" (320 mm)

ROTARY DRILL HEAD - EURODRILL RH24X

- ▶ EA61V Head motors
- ▶ Swivel with 2" or 3" thru-hole
- ▶ 220 rpm at 3,319 lb-ft (4.5 kNm)
- ▶ 77 rpm at 9,293 lb-ft (12.6 kNm)
- ▶ Floating Spindle (shock absorber)

CASING HEAD - EURODRILL RH40X

- ▶ Rotation: 180 rpm
- ▶ Torque 29,500 lb-ft (40 kNm)
- ▶ Chuck: 3 1/2" (89mm), 5" (152mm), 6" (168mm), 7" (178mm), 8" (219mm)
- ▶ Dual Head Tip Out System
- ▶ Head 30° Angled Tip Out System
- ▶ Diverter: 4" (102 mm) with Hydraulic adjustable compression

ENGINE

- ▶ Cummins X12 Teir 4 (Stage 5)
- ▶ 513 hp (377 kW)

CRAWLER (TRACK) BASE

- ▶ Doosan Solar 130
- ▶ Steel with rubber pads
- ▶ Wireless remote travel

IN COLLABORATION WITH

**EURO
DRILL**

HYDRAULIC CHUCK
219MM MAX

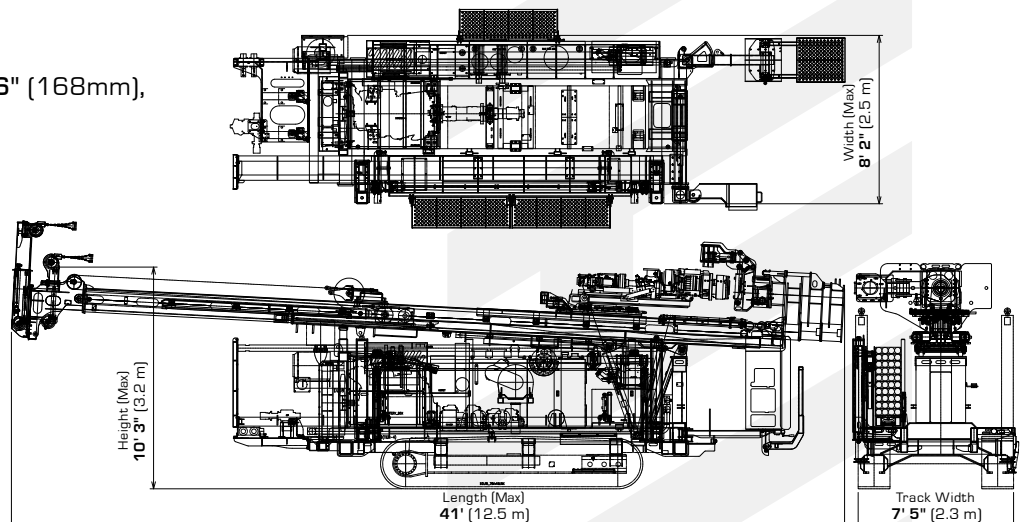
30° TIP OUT SYSTEM
TO LOAD CASING
AND RODS

GTD STANDARD FEATURES

- ▶ Sliding & Tilting Drill Head
- ▶ Swivel & Floating Spindle Sub
- ▶ Height Adjustable Working Table
- ▶ Triple Clamps - One rotating
- ▶ Hydraulic Centralizing Rollers
- ▶ Hydraulic Breakout Chain Wrench
- ▶ Auxiliary Hydraulic Ports and Controls
- ▶ Main Winch - 22,000 lbs (10,000 kg)
- ▶ Wire/Sandline Winch
- ▶ Water Injection Mist Pump
- ▶ DTH Lube System
- ▶ Rod Rack & Rod Loader
- ▶ Hydraulic Welder & Generator (7.5Kw)
- ▶ Self Loading Jacks/ Outriggers
- ▶ Air Compressor: 24 cfm (673 lpm), 130 psi (9 bar)
- ▶ Centrifugal Pump: 4x3x13 Single-stage
- ▶ 5x6 Triplex Piston Pump:
317 gpm @ 580 psi (1200 lpm @ 40 bar)
- ▶ Tablet Computer & Engine Diagnostics Software

OPTIONS

- ☐ Hydraulic Sliding Rod Wrench
- ☐ Angled Drilling
- ☐ Safety Cage



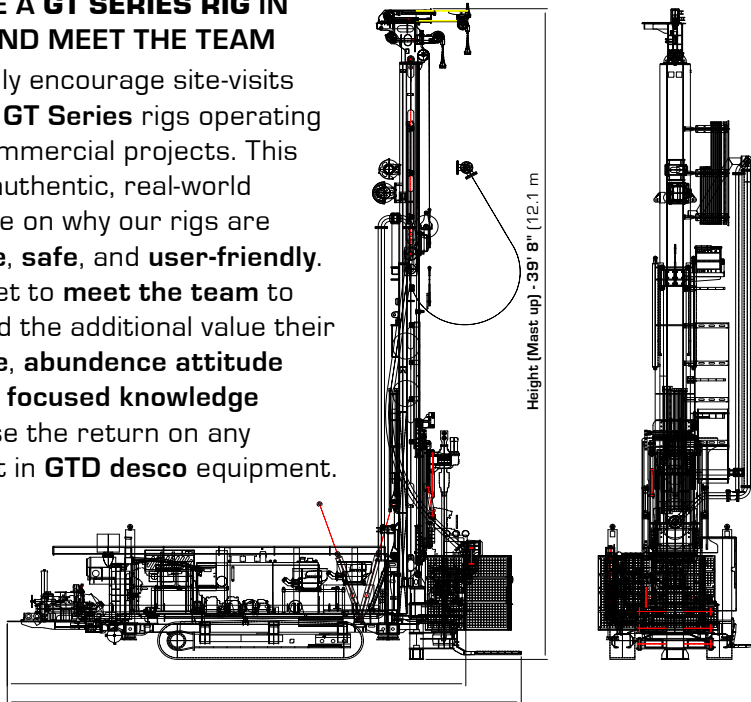
NOTE: THE MEASUREMENTS ABOVE ARE THE BASE DIMENSIONS WHICH MAY BE SUBJECT TO VARIATION DEPENDENT ON FINAL DESIGN SPECIFICATIONS. SPECIFICATIONS SHOWN ARE ONLY INDICATIVE AND SUBJECTED TO CHANGE WITHOUT PRIOR NOTICE - TECHNICAL DRAWING IS FOR VISUALIZATION PURPOSES ONLY.

GTD GT60 DD DRILL RIG



COME SEE A GT SERIES RIG IN ACTION AND MEET THE TEAM

We strongly encourage site-visits to see our **GT Series** rigs operating on 'live' commercial projects. This offers an authentic, real-world perspective on why our rigs are **productive, safe, and user-friendly**. Also you get to **meet the team** to understand the additional value their **experience, abundance attitude** and **driller focused knowledge** to maximise the return on any investment in **GTD desco** equipment.



CUSTOMER INSIGHT

PRESIDENT OF PANTERRA ENERGY, SHARES INSIGHTS ON GTD DESCO'S UNIQUE SERVICE

**DON'T BASE YOUR
DECISION ON SPECS
ALONE, COME & SEE
THE RIG IN ACTION...**



**GTD DESCO THE NO.1 CHOICE FOR
GEOTHERMAL INDUSTRY LEADERS**

WWW.GTD-DESCO.COM

GTD GT60 DD DRILL RIG

HYDRAULIC CHUCK

ALLOWS FOR QUICKER REMOVAL OF DRILL RODS. FOR CASING DIAMETER UP TO 219 MM

TIP OUT

OPTIMIZES THE INSTALLATION AND REMOVAL OF CASING

SLIDING & TILTING DRILL HEAD

RH 40 X

CASING DRIVE WITH A VERY HIGH SPEED AND TORQUE RANGE, UP TO 29,500 LB-FT (40 kNm)

RH 24 X FLUSHING HEAD

EA61V HEAD MOTORS WITH 2" (52 MM) THRU-HOLE

PREVENTER

SPACE-SAVING - CENTER MOUNTED MATERIAL-FRIENDLY DESIGN

ROD LOADER

ROD RACK SYSTEM

OPERATED BY THE LEAD DRILLER, SECOND MAN OR BOTH ON DUAL CONTROLS

TRIPLE CLAMPS 1 ROTATING & 2 FIXED 12 1/2" (320 mm) OPENING

HYDRAULIC CHAIN WRENCH

HYDRAULIC CENTRALIZING ROLLERS

HYDRAULIC SLIDING ROD WRENCH

STEEL TRACKS WITH RUBBER PADS

REMOTE CONTROL

SELF LOADING


ANGLED DRILLING

4 x HYDRAULIC LEGS TO LIFT & LEVEL THE RIG

GTD GT60 DD DRILL RIG

**HEIGHT ADJUSTABLE
WORKING TABLE**

**CAN BE USED AS A
CASING EXTRACTOR**



**INDEPENDENT
MAIN WINCH &
WIRE/SANDLINE
WINCH**



**ROTATING 90°
AND EXTENDS**

AUXILIARY HYDRAULICS




**USEFUL FOR POWERING
SAND GUZZLERS, GROUTERS,
LOOP REELERS ETC.**

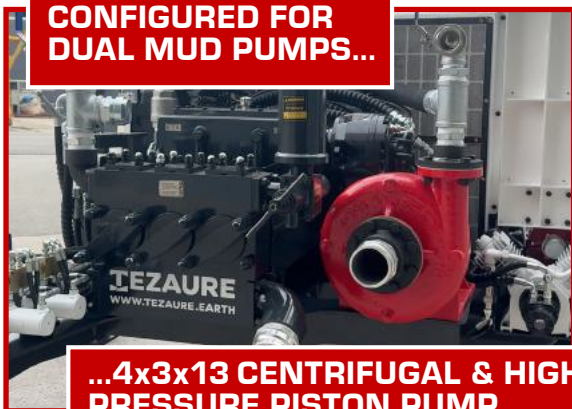
**WELDER &
GENERATOR**



**SAFETY CAGE
(OPTIONS AVAILABLE)**

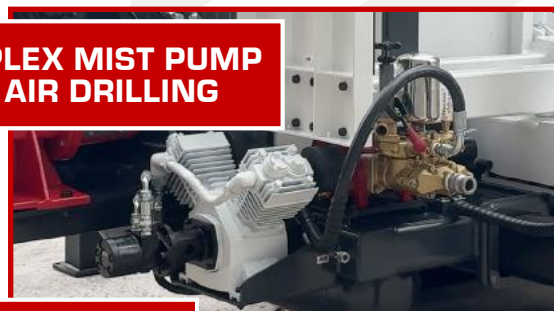


**CONFIGURED FOR
DUAL MUD PUMPS...**



**...4x3x13 CENTRIFUGAL & HIGH
PRESSURE PISTON PUMP**

**TRIPLEX MIST PUMP
FOR AIR DRILLING**



COMPRESSOR

**USEFUL FOR PNEUMATIC TOOLS,
PRIMING CENTRIFUGAL PUMPS,
CLEARING HOSES/PUMPS, ETC.
(PREVENTS COLD WEATHER OVER NIGHT FREEZING)**

**TABLET COMPUTER & ENGINE
DIAGNOSTICS SOFTWARE**

