

GTD GT45 DD

GEOTHERMAL & WATER WELL DRILL RIG



IN COLLABORATION WITH

**EURO
DRILL**



GTD **desco**

GTD GT45 DD DRILL RIG



The GT45 DD builds on the trusted performance of our GT series, offering unparalleled efficiency in Geothermal drilling for both domestic and commercial applications. With the innovative double-headed design, the GT45 DD ensures borehole stability even in the most challenging formations.

Able to reach depths beyond 2300 feet (700 m) using mud, air, and hammer drilling methods, the GT45 DD comes complete with our unique rod rack and loading system, the most robust, reliable, and safest rod handling system on the market, ensuring maximum safety and efficiency in all drilling operations.

IN COLLABORATION WITH

**EURO
DRILL**

HYDRAULIC CHUCK
178MM MAX

30° TIP OUT SYSTEM
TO LOAD CASING
AND RODS

DIMENSIONS & WEIGHT

- ▶ Length 39' 8" (12.1 m)
- ▶ Width 7' 11" (2.41 m)
- ▶ Height 10' 5" (3.2 m)
- ▶ Weight 46,000 lbs - 60,000 lbs
(21,000 kg - 27,000 kg)
Actual weight will vary depending on the options selected and installed, e.g. Rods...

DERRICK & FEED SYSTEM

- ▶ 45,194 lbs (20,500 kg) pull-back
- ▶ 18,740 lbs (8,500 kg) push-down
- ▶ 21' 4" (6.5 m) top head stroke

DRILL PIPE & CASING

- ▶ 3 3/4" (95 mm) x 20' (or 6 m)
- ▶ 40 rod capacity - 800' (or 240 m)
- ▶ Max diameter 12 1/2" (320 mm)

EURODRILL ROTARY DRILL HEAD

- ▶ Eurodrill Head motors
- ▶ Swivel with 2" thru-hole
- ▶ Rotation: 200 rpm
- ▶ Torque: 8,850 lb-ft (12 kNm)
- ▶ Floating Spindle (shock absorber)

EURODRILL CASING HEAD

- ▶ Rotation: 125 rpm
- ▶ Torque 14,976 lb-ft (20.3 kNm)
- ▶ Chuck: 3 1/2" (89 mm), 5" (152 mm), 6" (168 mm), 7" (178 mm)
- ▶ Dual Head Tip Out System
- ▶ Head 30° Angled Tip Out System
- ▶ Diverter: 4" (102 mm) with Hydraulic adjustable compression

ENGINE

- ▶ Doosan DL08 Tier 4 (Stage 5)
- ▶ 319 hp (283 kW)

CRAWLER (TRACK) BASE

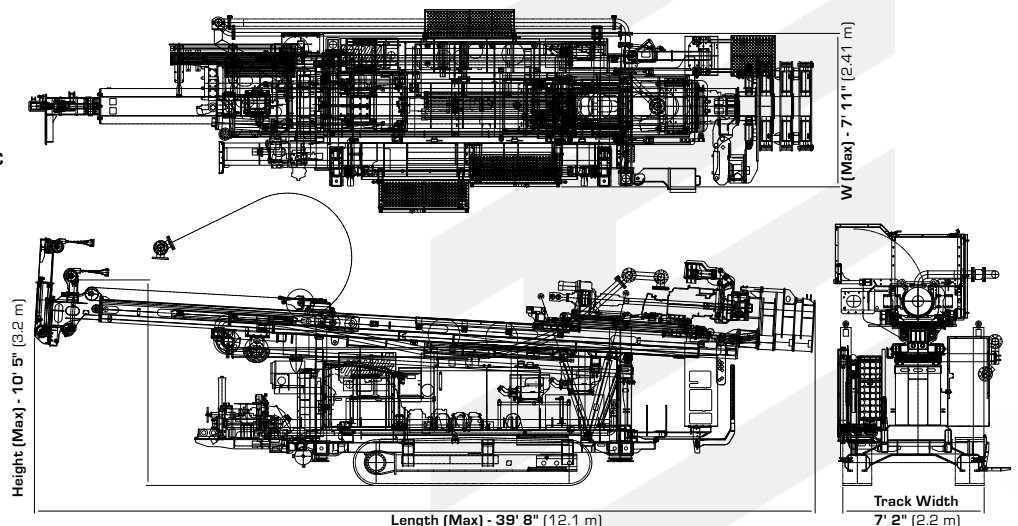
- ▶ Doosan Solar 130
- ▶ Steel with rubber pads
- ▶ Wireless remote travel

GTD STANDARD FEATURES

- ▶ Sliding & Tilting Drill Head
- ▶ Swivel & Floating Spindle Sub
- ▶ Height Adjustable Working Table
- ▶ Triple Clamps - One rotating
- ▶ Hydraulic Centralizing Rollers
- ▶ Hydraulic Breakout Chain Wrench
- ▶ Auxiliary Hydraulic Ports and Controls
- ▶ Main Winch - 11,000 lbs (5,000 kg)
- ▶ Wire/Sandline Winch
- ▶ Water Injection Mist Pump
- ▶ DTH Lube System
- ▶ Rod Rack & Rod Loader
- ▶ Hydraulic Welder & Generator (7.5 kW)
- ▶ Self Loading Jacks/ Outriggers
- ▶ Air Compressor: 24 cfm (673 lpm), 130 psi (9 bar)
- ▶ Centrifugal Pump: 4x3x13 Single-stage
- ▶ 5x6 Triplex Piston Pump: 317 gpm @ 580 psi (1200 lpm @ 40bar)
- ▶ Tablet Computer & Engine Diagnostics Software

OPTIONS

- ☐ Hydraulic Sliding Rod Wrench
- ☐ Angled Drilling
- ☐ Safety Cage

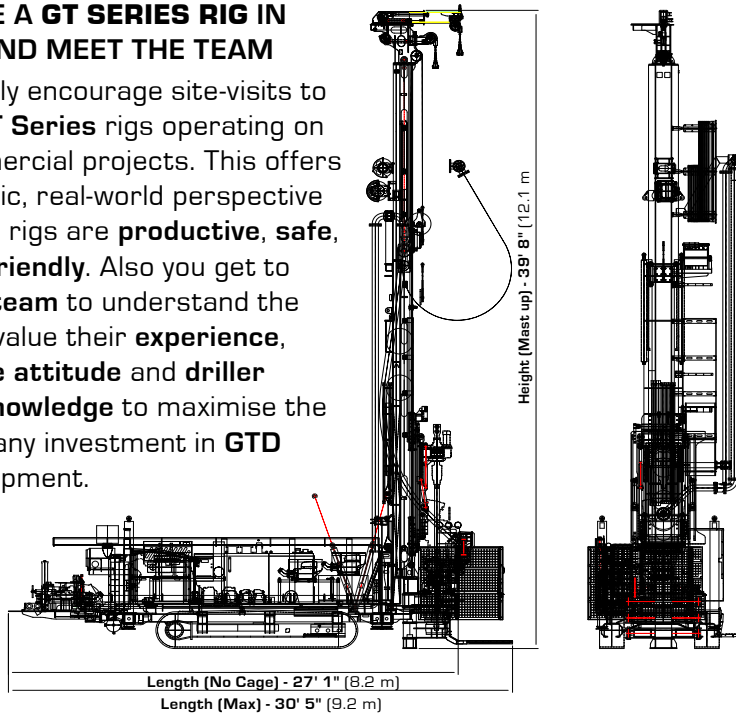


GTD GT45 DD DRILL RIG



COME SEE A GT SERIES RIG IN ACTION AND MEET THE TEAM

We strongly encourage site-visits to see our **GT Series** rigs operating on 'live' commercial projects. This offers an authentic, real-world perspective on why our rigs are **productive, safe,** and **user-friendly**. Also you get to **meet the team** to understand the additional value their **experience, abundance attitude** and **driller focused knowledge** to maximise the return on any investment in **GTD desco** equipment.



CUSTOMER INSIGHT

PRESIDENT OF PANTERRA ENERGY, SHARES INSIGHTS ON GTD DESCO'S UNIQUE SERVICE

**DON'T BASE YOUR
DECISION ON SPECS
ALONE, COME & SEE
THE RIG IN ACTION...**



**GTD DESCO THE NO.1 CHOICE FOR
GEOTHERMAL INDUSTRY LEADERS**

WWW.GTD-DESCO.COM

GTD GT45 DD DRILL RIG

HYDRAULIC CHUCK

ALLOWS FOR QUICKER REMOVAL OF DRILL RODS. FOR CASING DIAMETER UP TO 178 MM

TIP OUT

OPTIMIZES THE INSTALLATION AND REMOVAL OF CASING

PICTURE IS FOR VISUALIZATION PURPOSES ONLY.

SLIDING & TILTING DRILL HEAD

CASING HEAD

CASING DRIVE WITH A VERY HIGH SPEED AND TORQUE RANGE, UP TO 14,976 LB-FT (20.3 KNM)

FLUSHING HEAD

C61 HEAD MOTORS WITH 2" (52 MM) THRU-HOLE

PREVENTER

SPACE-SAVING - CENTER MOUNTED MATERIAL-FRIENDLY DESIGN

ROD LOADER

ROD RACK SYSTEM

OPERATED BY THE LEAD DRILLER, SECOND MAN OR BOTH ON DUAL CONTROLS

TRIPLE CLAMPS 1 ROTATING & 2 FIXED 12 1/2" (320 mm) OPENING

HYDRAULIC CHAIN WRENCH

HYDRAULIC CENTRALIZING ROLLERS

HYDRAULIC SLIDING ROD WRENCH

STEEL TRACKS WITH RUBBER PADS

REMOTE CONTROL

SELF LOADING

ANGLED DRILLING

4 x HYDRAULIC LEGS TO LIFT & LEVEL THE RIG

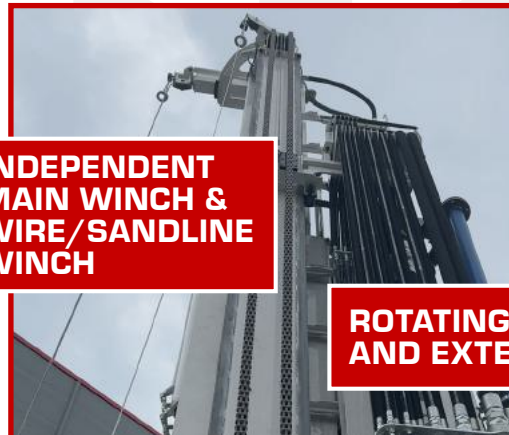
GTD GT45 DD DRILL RIG

**HEIGHT ADJUSTABLE
WORKING TABLE**

**CAN BE USED AS A
CASING EXTRACTOR**



**INDEPENDENT
MAIN WINCH &
WIRE/SANDLINE
WINCH**



**ROTATING 90°
AND EXTENDS**

AUXILIARY HYDRAULICS




**USEFUL FOR POWERING
SAND GUZZLERS, GROUTERS,
LOOP REELERS ETC.**

**WELDER &
GENERATOR**



**SAFETY CAGE
(OPTIONS AVAILABLE)**

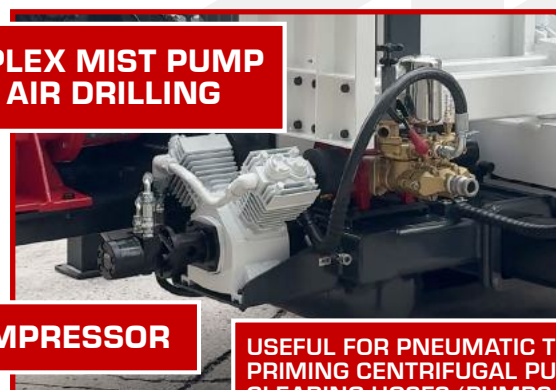


**CONFIGURED FOR
DUAL MUD PUMPS...**



**...4x3x13 CENTRIFUGAL & HIGH
PRESSURE PISTON PUMP**

**TRIPLEX MIST PUMP
FOR AIR DRILLING**



COMPRESSOR

**USEFUL FOR PNEUMATIC TOOLS,
PRIMING CENTRIFUGAL PUMPS,
CLEARING HOSES/PUMPS, ETC.
(PREVENTS COLD WEATHER OVER NIGHT FREEZING)**